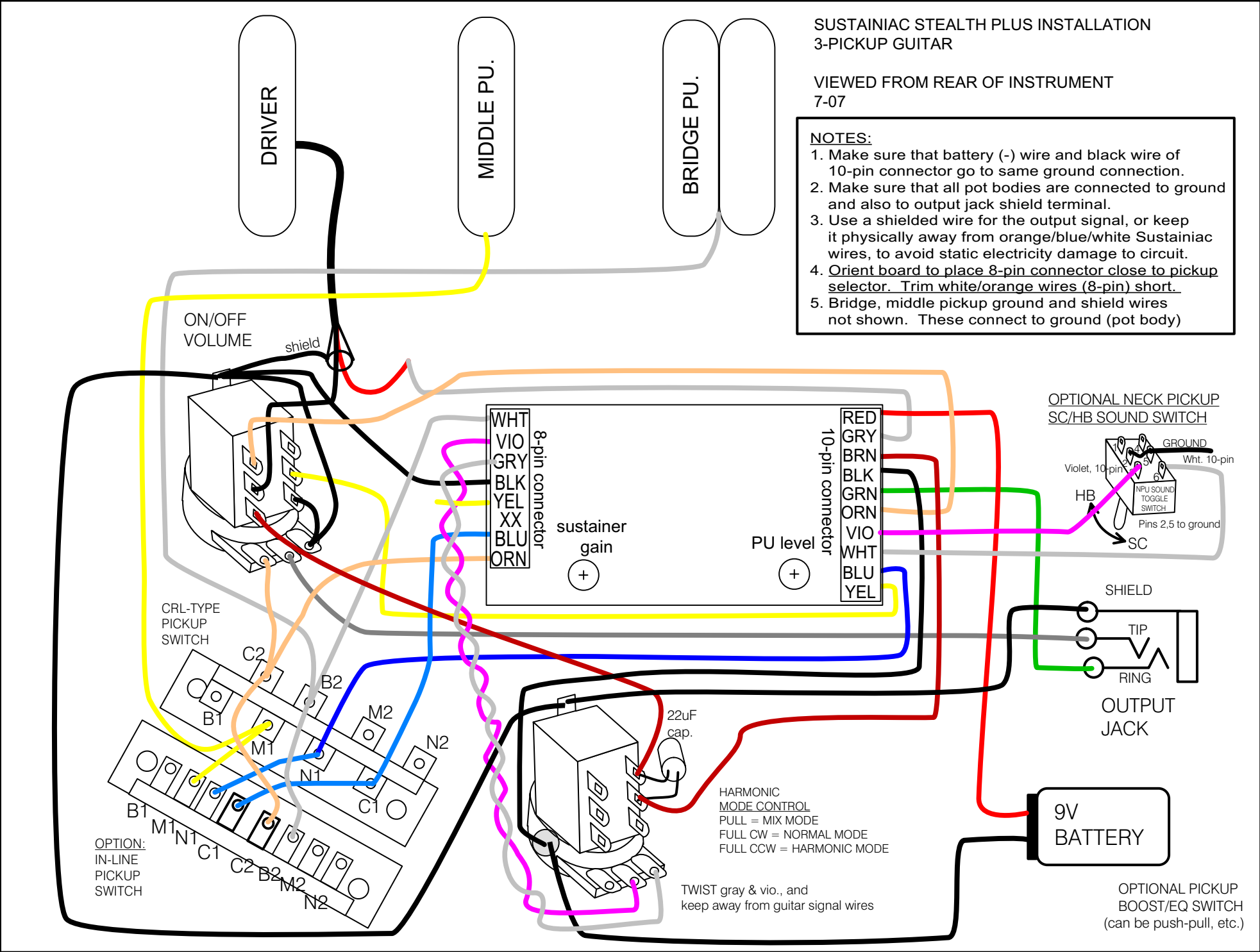


**SUSTAINIAC STEALTH PLUS INSTALLATION
3-PICKUP GUITAR**

VIEWED FROM REAR OF INSTRUMENT
7-07

- NOTES:**
1. Make sure that battery (-) wire and black wire of 10-pin connector go to same ground connection.
 2. Make sure that all pot bodies are connected to ground and also to output jack shield terminal.
 3. Use a shielded wire for the output signal, or keep it physically away from orange/blue/white Sustainiac wires, to avoid static electricity damage to circuit.
 4. Orient board to place 8-pin connector close to pickup selector. Trim white/orange wires (8-pin) short.
 5. Bridge, middle pickup ground and shield wires not shown. These connect to ground (pot body)



DRIVER

MIDDLE PU.

BRIDGE PU.

ON/OFF
VOLUME

shield

WHT
VIO
GRY
BLK
YEL
XX
BLU
ORN

8-pin connector

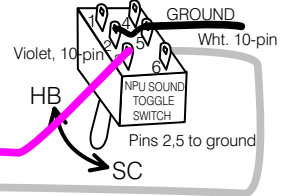
sustainer
gain
+

PU level
+

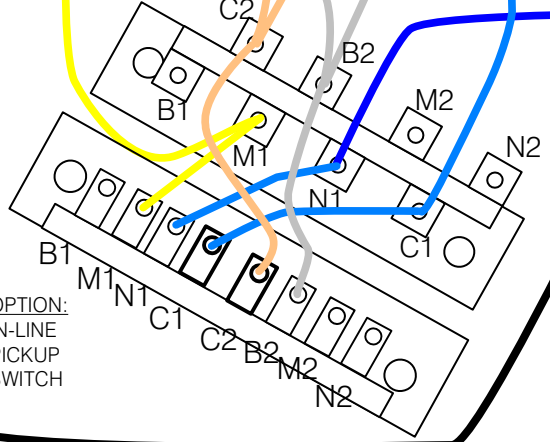
RED
GRY
BRN
BLK
GRN
ORN
VIO
WHT
BLU
YEL

10-pin connector

OPTIONAL NECK PICKUP
SC/HB SOUND SWITCH



CRL-TYPE
PICKUP
SWITCH

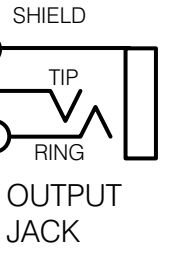


OPTION:
IN-LINE
PICKUP
SWITCH

22uF
cap.

HARMONIC
MODE CONTROL
PULL = MIX MODE
FULL CW = NORMAL MODE
FULL CCW = HARMONIC MODE

TWIST gray & vio., and
keep away from guitar signal wires



9V
BATTERY

OPTIONAL PICKUP
BOOST/EQ SWITCH
(can be push-pull, etc.)