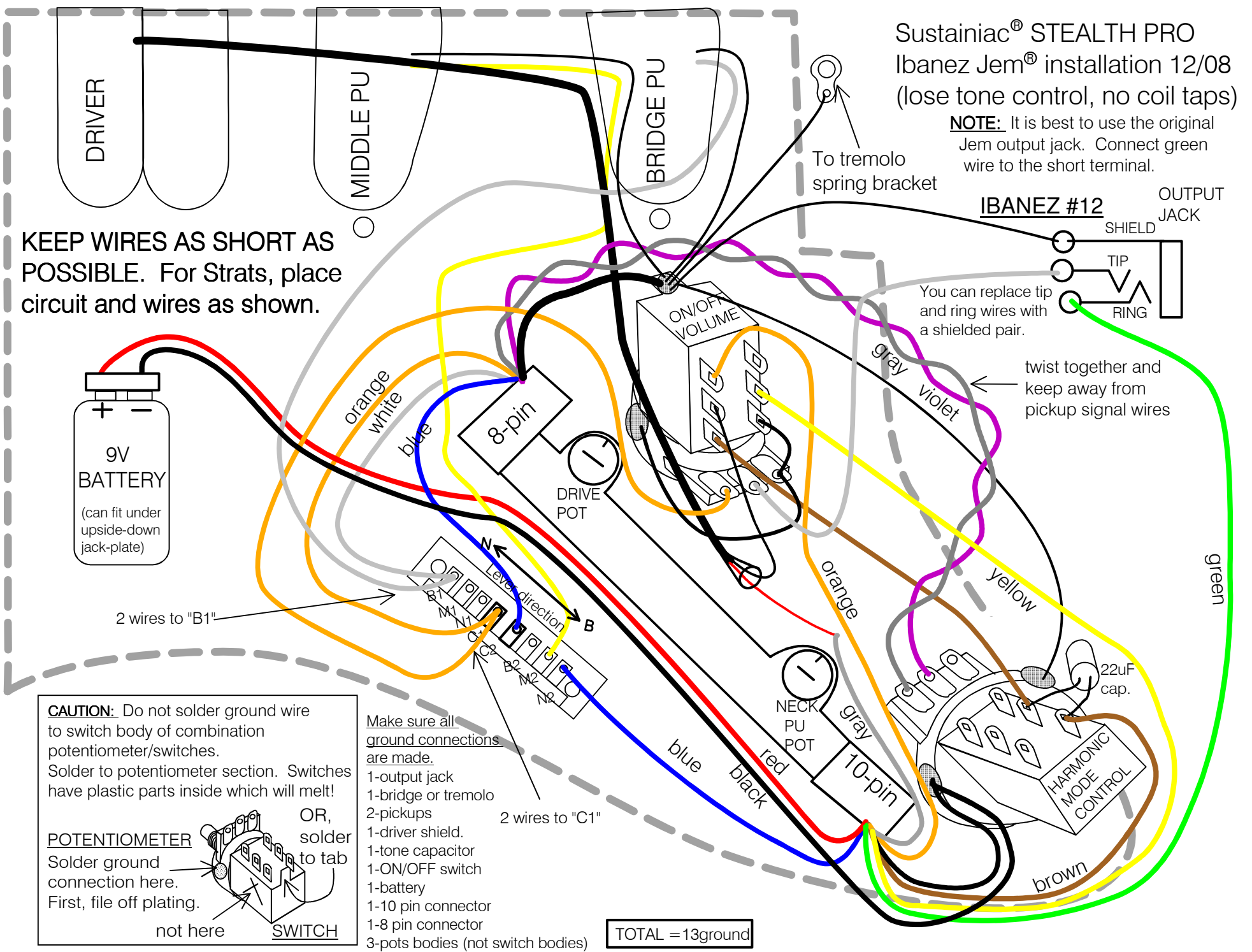


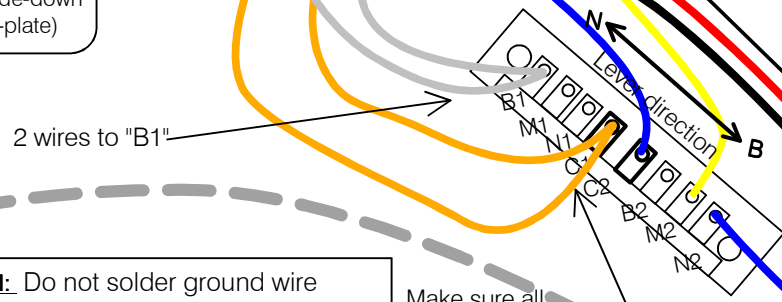
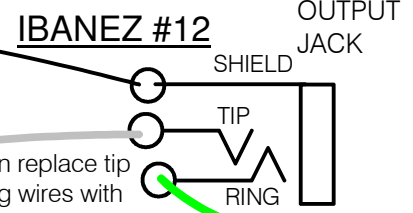
Sustainiac® STEALTH PRO
Ibanez Jem® installation 12/08
(lose tone control, no coil taps)

NOTE: It is best to use the original Jem output jack. Connect green wire to the short terminal.

KEEP WIRES AS SHORT AS POSSIBLE. For Strats, place circuit and wires as shown.



9V BATTERY
(can fit under upside-down jack-plate)



CAUTION: Do not solder ground wire to switch body of combination potentiometer/switches. Solder to potentiometer section. Switches have plastic parts inside which will melt!

POTENTIOMETER
Solder ground connection here. First, file off plating.

OR, solder to tab

SWITCH
not here

- Make sure all ground connections are made.
- 1-output jack
 - 1-bridge or tremolo
 - 2-pickups
 - 1-driver shield.
 - 1-tone capacitor
 - 1-ON/OFF switch
 - 1-battery
 - 1-10 pin connector
 - 1-8 pin connector
 - 3-pots bodies (not switch bodies)

TOTAL = 13ground